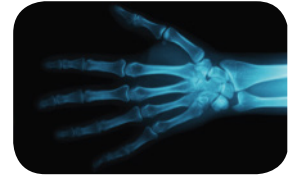
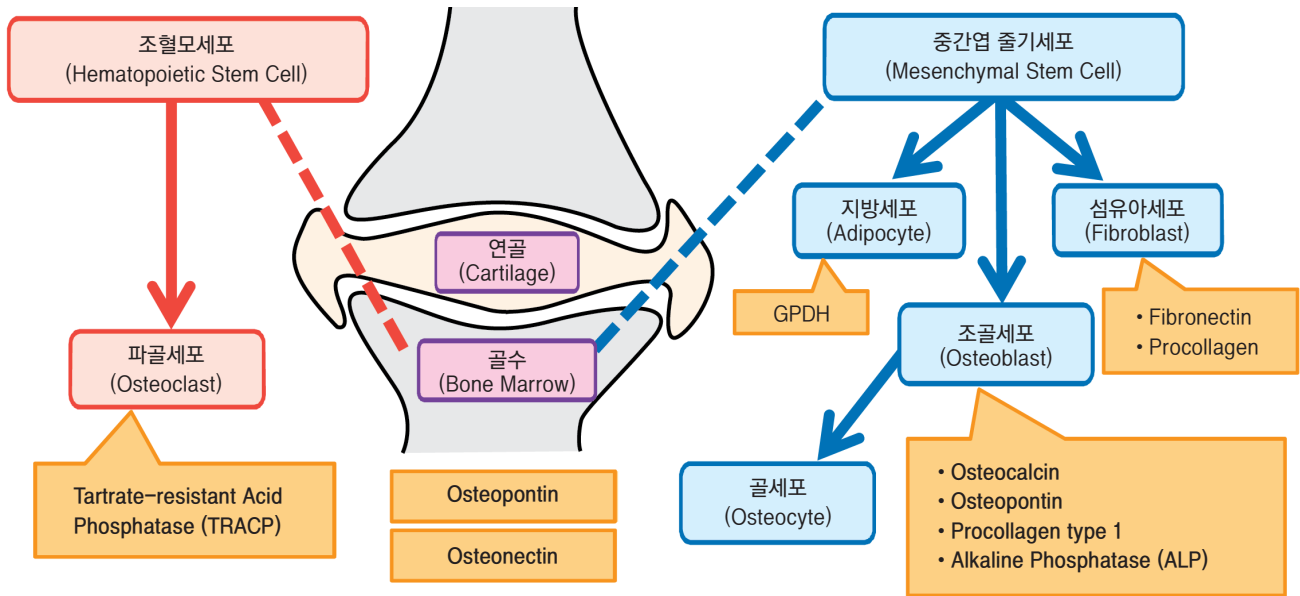


# Bone research = Takara EIA Kit



## Bone Research 관련 Takara EIA Kit



## 내실험에 맞는 Bone Research 관련 EIA Kit 찾아보기

적용	제품명	Code	적용가능한 샘플
체내 콜라겐 형성 모니터링	Procollagen type I C-peptide (PIP) EIA Kit	MK101	Human, bovine, horse, dog, monkey
Gla-Type Osteocalcin 측정 (뼈 형성 지표)	Gla-Type Osteocalcin (Gla-OC) EIA Kit	MK111	Human, bovine, rabbit, dog, sheep, goat, monkey
	Human Gla-Osteocalcin High Sensitive EIA Kit	MK128	Human, monkey
	Rat Gla-Osteocalcin High Sensitive EIA Kit	MK126	Rat
	Mouse Gla-Osteocalcin High Sensitive EIA Kit	MK127	Mouse
	Pig Gla-Osteocalcin EIA Kit	MK139	Pig
Glu-Type Osteocalcin 측정 (뼈 흡수 지표)	Undercarboxylated osteocalcin (Glu-OC) EIA Kit	MK118	Human, bovine, rabbit, pig, sheep, goat, monkey
	Rat Glu-Osteocalcin High Sensitive EIA Kit	MK146	Rat
	Pig Glu-Osteocalcin EIA Kit	MK149	Pig
Osteonectin 측정	Human/Pig Osteonectin EIA Kit	MK114	Human, bovine, rabbit, pig

# 다양한 Cell biology 관련 제품 목적에 맞게 선택하세요!



• 초기 줄기세포표지 측정

MK151	Human Alpha Fetoprotein (AFP) EIA Kit
-------	---------------------------------------

• 면역, 염증반응

MK152	Mouse IFN gamma EIA Kit
MK153	Human IFN gamma EIA Kit
MK154	Pig IFN gamma EIA Kit

• 비만, 당뇨병

MK155	Human/Mouse/Rat C-Peptide Competitive EIA Kit
MK156	Human Glucagon EIA Kit
MK157	Mouse/Rat/Pig Glucagon Competitive EIA Kit
MK426	GPDH 활성측정 Kit

• 스트레스 마커

MK124	Rat Heme Oxygenase-1 EIA Kit
MK125	Mouse Heme Oxygenase-1 EIA Kit (Precoated)
MK150	Acrolein-Lysine Adduct Competitive EIA Kit

• 칼슘 대사, 감염 관련

MK158	Human Procalcitonin EIA Kit
-------	-----------------------------

• 세포 접착분자 관련

MK117	E-cadherin EIA Kit
MK115	Fibronectin EIA Kit
MK107	Laminin(LN) EIA Kit
MK103	Human Vitronectin EIA Kit

• 알부민 측정

MK132	Human Albumin EIA Kit
MK133	Mouse Albumin EIA Kit

• Immunoglobulin 측정

MK136	Human IgG EIA Kit
-------	-------------------

• Protein Tyrosine Kinase (PTK) 측정

MK410	Universal Tyrosine Kinase Assay Kit
-------	-------------------------------------

• 기타

MK021	Wash and Stop Solution for ELISA without Sulfuric Acid
MK100	Peptide Coating Kit

\* Takara의 다양한 antibody 제품은 [www.takara.co.kr](http://www.takara.co.kr)에서 확인하세요!

세포생존능력 측정을 위한 초간단 Kit

## Premix WST-1 Cell Proliferation Assay System (MK400)

초간단 사용방법

샘플+Premix WST-1 → 0.5 ~ 4시간 반응 → 흡광도 측정 완료!

Cell cytotoxicity 측정을 위한

## LDH Cytotoxicity Detection Kit (MK401)

- LDH활성 측정을 통해 세포손상 정도를 확인
- 신속한 측정 : 0.5 ~ 1 시간 소요
- 세포상해 유발 물질의 스크리닝 등에 적용

Bone metabolism의 marker

## Acid phosphatase (ACP) 및 Alkaline phosphatase (ALP) 활성 검출 kit

- TRACP & ACP Assay Kit (MK301)  
pNPP 기질을 이용하여 ACP와 ALP를 정량
- TRACP & ACP Double-stain Kit (MK300)  
발색성 기질을 이용하여 세포를 염색, TRACP와 ALP 활성을 확인

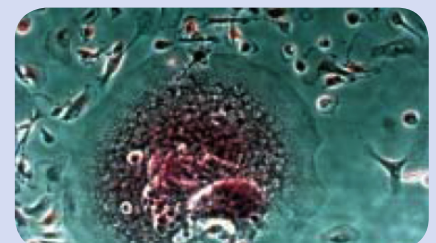


그림. 토끼로부터 채취한 골수세포의 tartate-resistant acid phosphatase를 염색한 결과 (MK300 사용)